






Reception Remote Learning

Week 3 wb 17.1.22



	Monday	Tuesday	Wednesday	Thursday	Friday
Phonics and H/F Words	<ul style="list-style-type: none"> ❖ Your Phonics teacher will email links on youtube for you to watch. ❖ High Frequency words for the week: <i>went, up, big</i> 				
Literacy	Little Red Hen Complete lessons 1-5. https://classroom.thenational.academy/units/little-red-hen-2e6d				
Handwriting	Write your name  nk <ul style="list-style-type: none"> ❖ Handwriting: 'nk' Checklist: Nobby and kangaroo (I think I stink) ✓ down Nobby and over his net ✓ down the kangaroo's body, tail and leg <i>Practise 2 lines of 'nk'</i> 	Write your name  ng <ul style="list-style-type: none"> ❖ Handwriting: 'ng' Checklist: Nobby and girl (A thing on a string) ✓ down Nobby and over his net ✓ round her face, down her hair and give her a curl <i>Practise 2 lines of 'ng'</i> 	Write your name  qu <ul style="list-style-type: none"> ❖ Handwriting 'qu' Checklist: queen and her umbrella ✓ 2 letters 1 sound ✓ round her head, up past her earrings, down her hair, then down and under. ✓ up to the top and draw the puddle <i>Practise 2 lines of 'qu'</i> 	Write your name  ch <ul style="list-style-type: none"> ❖ Handwriting: 'ch' Checklist: caterpillar and horse ✓ 2 letters 1 sound ✓ curl around the caterpillar ✓ down the head ✓ to the hooves ✓ over his back <i>Practise 2 lines of 'ch'</i> 	Write your name  th <ul style="list-style-type: none"> ❖ Handwriting: 'th' Checklist: tower and horse ✓ 2 letters 1 sound ✓ down the tower, across the tower ✓ down the head ✓ to the hooves ✓ over his back <i>Practise 2 lines of 'th'</i>
Maths	Numbers within 20 https://classroom.thenational.academy/units/numbers-within-20-edc2 Complete lessons 1 – 5				
Religious Education	Jesus chooses his disciples Make a paper doll chain of 12 and then colour in Jesus' 12 disciples. https://www.auntannie.com/FridayFun/DollChain/				
Understanding of the world	Recycling				

	Make a robot using recyclable materials. Which materials you have used? Where did your materials come from? How were they made?	
PSED	Wider world https://classroom.thenational.academy/lessons/wider-world-6rv30t	Community heroes https://classroom.thenational.academy/lessons/community-heroes-c4w3cr
Art and Design	Make a poster to encourage people to recycle in your area. Include the words <i>"Put it in the bin."</i>	Me and my family Part 2 https://classroom.thenational.academy/lessons/me-and-my-family-part-2-6hk36t
Physical Education	Zumba – I like to move it! https://www.youtube.com/watch?v=ymigWt5TOV8	