






# Reception Remote Learning

Week 4 wb 24.1.22



|                              | Monday  | Tuesday   | Wednesday  | Thursday   | Friday  |
|------------------------------|---|---|--|--|---|
| <b>Phonics and H/F Words</b> | <ul style="list-style-type: none"> <li>❖ Your Phonics teacher will email links on youtube for you to watch.</li> <li>❖ High Frequency words for the week: <i>day, away, it</i></li> </ul>   |   |  |  |   |
| <b>Literacy</b>              | Little Red Hen<br>Complete lessons 6-10.<br><a href="https://classroom.thenational.academy/units/little-red-hen-2e6d">https://classroom.thenational.academy/units/little-red-hen-2e6d</a>   |   |  |  |   |
| <b>Handwriting</b>           | Write your name<br><br><ul style="list-style-type: none"> <li>❖ Handwriting: 'p'</li> </ul> <u>Checklist:</u><br>Down the plait<br>Over the pirates face<br><br><i>Practise 2 lines of 'p'</i>   | Write your name<br><br><ul style="list-style-type: none"> <li>❖ Handwriting: 'b'</li> </ul> <u>Checklist:</u><br>Down the laces to the heel<br>Round the toe<br><br><i>Practise 2 lines of 'b'</i> | Write your name<br><br><ul style="list-style-type: none"> <li>❖ Handwriting 'd'</li> </ul> <u>Checklist:</u><br>Round his bottom<br>Up his tall neck<br>Down to his feet<br><br><i>Practise 2 lines of 'd'</i> | Write your name<br><br><ul style="list-style-type: none"> <li>❖ Handwriting: 'g'</li> </ul> <u>Checklist:</u><br>Round her face<br>Down her hair<br>Give her a curl<br><br><i>Practise 2 lines of 'g'</i> | Write your name<br><br><ul style="list-style-type: none"> <li>❖ Handwriting: 'k'</li> </ul> <u>Checklist:</u><br>Down the kangaroo's body<br>Tail<br>And leg<br><br><i>Practise 2 lines of 'k'</i> |
| <b>Maths</b>                 | Numbers within 20<br><a href="https://classroom.thenational.academy/units/numbers-within-20-edc2">https://classroom.thenational.academy/units/numbers-within-20-edc2</a><br>Complete lessons 6 – 10   |   |  |  |   |
| <b>Religious Education</b>   | <p><b>Jesus loves children.</b><br/>                     Talk to your child about ways you can show love to other people. Hugging them, helping them, comforting them when they're sad, etc.</p> <p><b>Ask your child</b></p> <ul style="list-style-type: none"> <li>• Who do you think loves you most of all? Why?</li> <li>• How do you know this person loves you?</li> <li>• Can you guess who loves you even more than that person? (Jesus).</li> <li>• Do you know who it is that will never stop loving you? (Jesus).</li> </ul> |   |  |  |   |

|                                   |  |  |
|-----------------------------------|--|--|
|                                   | <ul style="list-style-type: none"> <li>• Did you know that even if you forgot to love Jesus, he would never stop loving you!</li> <li>• How do you think we can show our love for Jesus? (<i>We can talk to him and tell him we love him</i>).</li> </ul>  |  |
| <b>Understanding of the world</b> | <p><b>Banksy Art:</b><br/>Children will explore the artwork of Banksy.<br/>Show children PowerPoint attached to the email and read through the PowerPoint with them. Explain the trickier words – Graffiti &amp; Vandalism. Explain what stencils are.<br/>During the week, get some paper plates and encourage your child to cut out shapes on the plate. Use the plate as a stencil – using colouring pencils, pens, paint, etc to fill in the cut out shapes.</p> |  |
| <b>PSED</b>                       | <p>A new normal:<br/>Lesson 1<br/><a href="https://classroom.thenational.academy/units/a-new-normal-bc5f">https://classroom.thenational.academy/units/a-new-normal-bc5f</a></p>  | <p>A new normal:<br/>Lesson 2<br/><a href="https://classroom.thenational.academy/units/a-new-normal-bc5f">https://classroom.thenational.academy/units/a-new-normal-bc5f</a></p>                |
| <b>Art and Design</b>             | <p>Use paper plates or card to create stencils just like Banksy. Children can draw shapes and cut them out and use them to make patterns/shapes on plain paper.</p>  | <p>Music:<br/>Lesson 2<br/><a href="https://classroom.thenational.academy/units/journeys-and-adventures-03a3">https://classroom.thenational.academy/units/journeys-and-adventures-03a3</a></p> |
| <b>Physical Education</b>         | <p><a href="https://www.youtube.com/watch?v=2X1p0Yd6WAo">https://www.youtube.com/watch?v=2X1p0Yd6WAo</a><br/>Joe Wicks</p>   |  |