

Year 1 Parent Meeting

September 2022

Class 1L


Miss Lee-Hall



Miss Plodzien



Miss Jasmine



Class 1P

Miss Pullen



Miss Camelleri



Senior Leadership Team (SLT)



Mrs Rachel Mahon
Headteacher



Miss Sue-Helen Steyn
Deputy Headteacher
EYFS phase leader



Mr Joseph Pomeroy
Assistant Headteacher
Y1-3 phase leader



Miss Margaret Coxhead
Deputy Headteacher
Year 4 – 6 phase leader

St Mary and St Michael Catholic Primary School

Designated Safeguarding Leads



Rachel Mahon
Headteacher
Designated Safeguarding Lead



Tracey Flannery
Senior Early Years Educator
Deputy Designated Safeguarding Lead
Nursery & Reception



Joe Pomeroy
Assistant Headteacher/Inclusion
Deputy Designated Safeguarding Lead
Year 1 & Year 2



Sue-Helen Steyn
Deputy Headteacher
Deputy Designated Safeguarding Lead
Year 3 & Year 4



Margaret Coxhead
Deputy Headteacher
Deputy Designated Safeguarding Lead
Year 5 & Year 6 and LAC



Consent Forms

<https://forms.gle/Kh9jY3ni1MotD1wUA>

This year, copies of our consent forms will be sent to you electronically. Once you have read these, please complete the Google form that confirms you have agreed to our:

- Home School Agreement – Behaviour and learning expectations
- Acceptable Use Policy - Computing
- Permission for your child to go on local walks
- Photographic Consent Form

A link will be sent out via Studybugs after this meeting.

Uniform

School Uniform consists of

- Plain white short or long sleeved shirt
- Grey trousers/shorts (boys)
- Light blue polo shirt with school emblem in September and the **summer** term only
- Navy skirt, pinafore dress or trousers (girls)
- Girls may wear a blue and white gingham/checked dress in September and the **summer** term only.
- Plain navy blue v necked jumper or navy v necked jumper with school emblem (boys)
- Plain navy blue cardigan or navy blue cardigan with school emblem (girls)
- School tie
- Grey or black socks (boys)
- Plain white, black or navy socks/tights
- **Plain black shoes or plain black trainers with black laces, no logos and black soles.**
- Waterproof/showerproof coat (no hoodies).

YES	NO
<div data-bbox="843 215 1059 386"></div> <div data-bbox="1072 301 1123 344">✓</div> <div data-bbox="843 418 1072 576"></div> <div data-bbox="1085 458 1136 501">✓</div> <div data-bbox="835 594 1118 746"></div> <div data-bbox="1131 658 1182 701">✓</div> <div data-bbox="835 763 1118 933"></div> <div data-bbox="1131 808 1182 851">✓</div> <div data-bbox="856 948 1080 1102"></div> <div data-bbox="1093 1008 1144 1051">✓</div> <div data-bbox="851 1139 1090 1299"></div> <div data-bbox="1105 1193 1156 1236">✓</div>	<div data-bbox="1268 197 1508 375"></div> <div data-bbox="1521 311 1572 354">✗</div> <div data-bbox="1289 404 1498 526"></div> <div data-bbox="1508 468 1559 511">✗</div> <div data-bbox="1284 562 1495 716"></div> <div data-bbox="1508 625 1559 668">✗</div> <div data-bbox="1274 742 1475 895"></div> <div data-bbox="1488 825 1538 868">✗</div> <div data-bbox="1274 935 1465 1090"></div> <div data-bbox="1477 982 1528 1025">✗</div> <div data-bbox="1263 1115 1477 1285"></div> <div data-bbox="1490 1182 1541 1225">✗</div>

Uniform

Hair

- NO colour products in hair (i.e. bleach, dye, highlights or coloured extensions).
- Long hair MUST be tied back with simple hair accessories in navy blue, black or white only.
- NO extreme hair styles e.g. fashion/celebrity styles; this includes mohicans, over use of gel and patterns shaved in hair or eyebrows.

Jewellery and Accessories

- Jewellery must not be worn. Small gold or silver stud earrings are allowed. Pupils may wear a watch, fitted to the wrist. No nail varnish.

Uniform PE Kit

Children should come to school in their PE kit on the allocated day.

- School t shirt with school logo or a plain white t-shirt
- Plain navy blue tracksuit bottoms/leggings or plain navy blue shorts (no stripes, logos, patterns)
- Their school jumper or cardigan or the school sweatshirt with the school logo or a plain navy sweatshirt (no tracksuits tops, hoodies, logos or tops with zips)
- **Plain black trainers or plimsolls only** – this then ties in with our uniform policy

Attendance

- School expects a high level of attendance throughout the year
- If your child is unwell, please inform the school using the Studybugs app, by 09:00.
- Holidays during term time will not be authorised
- Application for leave in term time form to be completed (from office)
- Attendance Welfare Advisor (AWA) is Sonia Rawlings
- Once attendance drops below a certain level it is closely monitored, a letter sent/invited in for a meeting
- Persistent absence will be followed up by the AWA and Miss Coxhead (Deputy Head and attendance lead) may lead to a fine and failure to comply will result in legal action

Punctuality

- Playground gates open at 8:30am
- Main playground gates close 8:55am
- Children enter building from 8:40am
- Lessons commence at 9:00am
- If late (anytime after 8:55am), children will need to enter school via the main entrance.
- Persistent lateness will be followed up by the AWA and may result in a fine.
- The school gate opens at 3:20pm and school finishes at 3.30pm. Children will be dismissed from the playground. Please be on time to collect your child.

Behaviour – Core Values and Class Rules

Core Values

At the beginning of the academic year each class decides on their class rules which are based on our school's **Core Values**:

RESPECT

COMPASSION

SELF WORTH

PERSEVERANCE

COLLABORATION


Behaviour - Stay on Green

There is a consistent approach to dealing with behaviour and discipline problems - Good to be Green.(See School's Behaviour Policy).

The school day is divided into 2 sessions, morning and afternoon. Each class has a behaviour chart and each session all children begin on green to demonstrate the expectation that session, both in class and on the playground, it will be a positive one.

Children know that there are consequences when making inappropriate behaviour choices, and they will be moved down the chart.

Behaviour - Stay on Green



If your child has 3 yellow cards in a week the class teacher will contact parents/carers.
If your child has 3 lunchtime/SLT referrals within a half term a member of the SLT will contact you.
Any serious incidents and parent/carers will be contacted on the day of the incident.

Rewards

- Lots of Praise
- House Points
- Stickers
- Head Teacher Gold Award and Handwriting/Presentation Award
- Certificates
- Bronze, silver and gold behaviour stars

Place2Be



Margarita Deligianni is our Place2Be Manager.

She is in school all day on Monday and Tuesday and Wednesday morning. She is usually on the playground before school.

Why is Place2Be useful?

- Sometimes children can feel particularly sad, confused, scared or angry.
- Maybe something difficult happened at home, like losing a family member or parents separating. Or perhaps they're struggling with something at school, like bullying.
- This can make them behave differently, lose confidence in themselves or find it difficult to concentrate in class.
- Place2Be is there to help children find ways to cope, so their worries don't get in the way of their friendships, their learning or how they feel about themselves.

What does Place2Be do?

- Place2Be's professionals work with children one-to-one or in small groups, giving regular support for pupils who need it.
- Children can also book a short appointment to talk about any problems or worries they have – this is called Place2Talk (letter sent out in summer term).

Mobile Phones

- Phones not to be used on school premises
- Children may not bring mobile phones to school



First Aid Procedures

- All support staff are first aid trained
- You will only be contacted, if your child has a head/face injury that has left a mark, serious accident or needs to go home as unwell
- If your child bumps their head and there is no visible mark, you will receive a text message in the afternoon and a form will be sent home with your child informing you of the time it happened in case they become unwell.
- If a child bumps their head, the class teacher is informed so they know to monitor any changes.



Year 1 Autumn 1 Curriculum Map

Subject	Details	Vocab
English	In English we will be... <ul style="list-style-type: none"> Exploring Fiction Texts - Kakadu Jack Non-Fiction Focus – Labels, Lists, Signs and Menus 	Labels Signs Lists Menus Fiction Non-Fiction
Maths	In Maths we will be exploring... <ul style="list-style-type: none"> The numbers from 0 to 20. Partitioning numbers in lots of different ways. Learning to use the part-whole model. Learning to identify numbers between 0 and 20 Sequencing numbers between 0 and 20. Recognising properties of 2D shapes 	Count Partition Shapes Corners Sides Ordering
RE	In RE we will be exploring and thinking about... <u>God's Great Plan</u> <ul style="list-style-type: none"> The creation story Noah's Ark How we can look after God's world 	God Noah Adam Eve Creation
Science	In Science we will asking... <ul style="list-style-type: none"> What are our five senses? Which body part do we use for each sense? What are some of the amazing things we can do with our senses? 	Senses Touch Skin Tongue Taste See

History	In History we will be asking... <ul style="list-style-type: none"> What has happened in my life so far? What can I use to help me remember? What is a timeline? 	Old New Baby Toddler Child
PE	In PE we will be exploring... <ul style="list-style-type: none"> Throwing and catching 	Throw Catch
Computing	In computing we will be... <ul style="list-style-type: none"> Learning how to use a keyboard Learning how to logon to a Chromebook 	Logon Keyboard Keys Symbols
PSHE	In PSHE we will be exploring... <ul style="list-style-type: none"> Our class rules Our school values 	Respect Collaboration Compassion Perseverance
DT	In Design Technology we will be asking... <ul style="list-style-type: none"> How many of my senses can I use when we make fruit salad? Which of my senses can tell the difference between sweet and salty food? 	Recipe Feast Fruit Tropical Ingredient Evaluate

Year 1 Autumn 2 Curriculum Map

Subject	Details	Vocab
English	<p>In English we will be...</p> <p>Exploring Fiction Texts</p> <ul style="list-style-type: none"> The Gruffalo's child. Punctuating sentences using capital letters, finger spaces and full stops. <p>Non-Fiction Focus</p> <ul style="list-style-type: none"> Instructions on how to make a Christmas Decoration 	<p>Punctuation</p> <p>Capital Letter</p> <p>Full Stop</p> <p>Finger Spaces</p> <p>Instructions</p>
Maths	<p>In Maths we will be exploring...</p> <ul style="list-style-type: none"> The numbers from 5 to 20. Partitioning numbers in lots of different ways. Learning to use the part-whole model. Learning to identify numbers between 0 and 100. Sequencing numbers between 0 and 100. 	<p>Sequence</p> <p>Partition</p> <p>Part-whole</p> <p>Tens</p> <p>Ones</p>
RE	<p>In RE we will be exploring and thinking about...</p> <p>Judaism</p> <ul style="list-style-type: none"> Learning the story of Moses. <p>Mary, Our Mother</p> <ul style="list-style-type: none"> The Annunciation Mary and Joseph's journey to Bethlehem. Retell the birth of Jesus. 	<p>Advent</p> <p>Mary</p> <p>Joseph</p> <p>Bethlehem</p> <p>Annunciation</p>
Science	<p>In Science we will asking...</p> <ul style="list-style-type: none"> What is the weather like today? What season is it now? What are the animal groups? What are the features of different Animals? What do animals eat? What are animal habitats? 	<p>season</p> <p>winter</p> <p>weather</p> <p>windy</p> <p>Animals</p> <p>Groups</p> <p>Feature</p> <p>Habitat</p>

Geography	<p>In Geography we will be asking...</p> <ul style="list-style-type: none"> What is a map? What is an aerial photograph? What does a map of my classroom look like? What are the <u>directions</u> on a compass? 	<p>Aerial</p> <p>Map</p> <p>Plan</p> <p>Photograph</p> <p>Compass</p>
PE	<p>In PE we will be exploring...</p> <ul style="list-style-type: none"> Gymnastics/dance Core skills – co-ordination 	<p>Gymnastics</p> <p>Dance</p> <p>Co-ordination</p>
Computing	<p>In Computing we will be exploring:</p> <ul style="list-style-type: none"> How to log on to a Chrome Book. The importance of Internet Safety 	<p>Username</p> <p>Password</p> <p>Log on</p> <p>Internet</p> <p>Safety</p>
PSHE	<p>In PSHE we will be exploring...</p> <ul style="list-style-type: none"> All about me <u>Anti bullying</u> 	<p>Same</p> <p>Different</p> <p>Kind</p> <p>Unkind</p>
Art	<p>In Art we will be exploring...</p> <ul style="list-style-type: none"> The artwork of Wassily Kandinsky Different forms of mark making 	<p>Artist</p> <p>Artwork</p> <p>Abstract</p> <p>Lines</p>

Curriculum – Timetable

PE – Tuesday and Friday

PPA – Friday Morning

- Mr Pomeroy will be teaching Music.
- Ms. Clough will be teaching PE


The Teaching of Reading at School

Reading experiences:

- Shared reading
- Individual reading/phonics
- Library visits
- Whole class novels read by the teacher



Reading and Phonics



- Phonics are taught everyday in the morning.
- Home school reading and high frequency words **(To read and not spell)**
- Children are expected to be heard read at least 5 out of 7 days a week.
- Children to read aloud to parents/older siblings and then recorded in their reading diary.

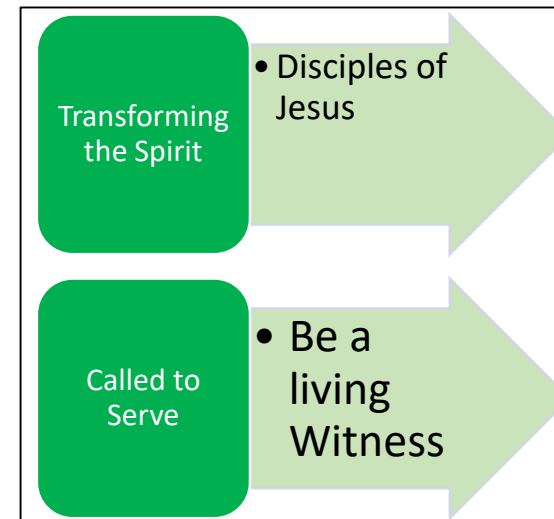
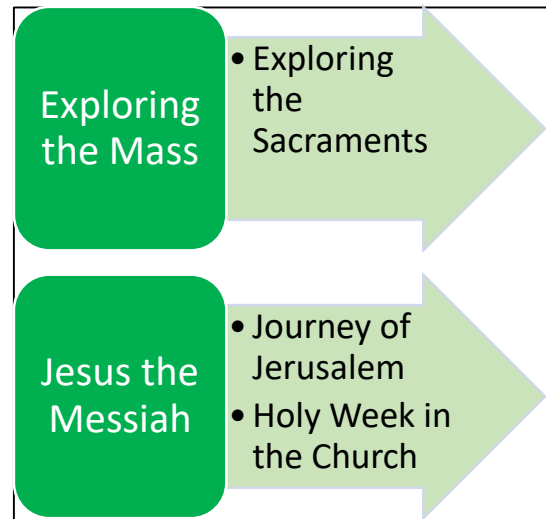
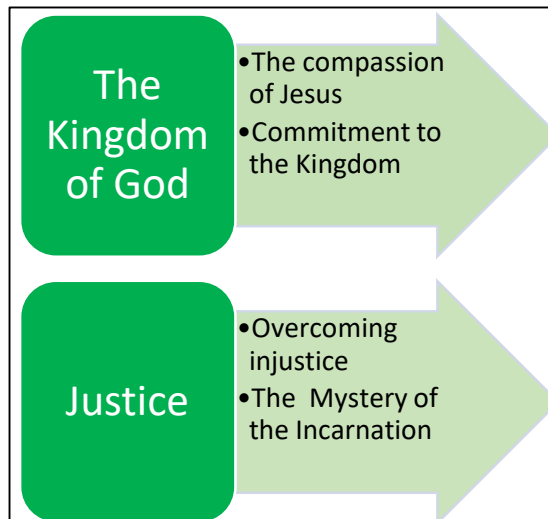



Read Write Inc. Phonics

- **What *Read Write Inc.* does is simple** - we teach sounds, children practice reading and spelling words containing these sounds, then we give children decodable books containing sounds and words they can read.
- Taught in groups based on their stage of reading.
- They read each Storybook three times at school and again with you at home.
- On each reading, children's fluency increases and the more they can focus on what the story is about.
- Children also learn to spell the words they have been reading and develop their ideas into sentences so that they can write about the Storybooks they read.
- Children in Year 1 do a national phonics screening test in June.

Religious Education

- The school follows the scheme: The Way, The Truth and The Life
- Class prayer book
- Children also learn about other faiths



Homework

Maths and spelling homework is handed out physically every Monday. Children are expected to learn their spellings and hand in Maths homework on the Friday of that week.

Homework will commence week beginning 12th September.

Phonics, reading and sound books will be handed out at the end of each module for you to go over with your child.

Water Bottles

- Ensure your child comes into school with a filled water bottle in the mornings. If they need to refill it, this can be done at lunchtime.
- Only water allowed.

Packed Lunch

- A copy of the school packed lunch policy is available on our school website.
- Treat day – on Thursdays children are allowed to have one treat in their lunchbox. This is mirroring the school dinners, which allow cake on a Thursday.

Packed Lunches

We understand that not all children opt to have a school meal and prefer to bring a packed lunch from home. However, we ask that packed lunches from home are healthy and adhere to these guidelines

Everyday packed lunches should aim to include:

- **A source of carbohydrate for energy** such as bread (sliced bread, pitta bread, wraps, bagels), rice, pasta, couscous or plain crackers (Choose wholegrain where possible)
- **1 portion of fruit and 1 portion of vegetables or salad** This could include a variety of fresh, tinned or dried.
- **Dairy food** such as cheese, yoghurt or fromage frais
- **Meat, Fish or another source of protein** such as eggs, beans and pulses, hummus, falafel
- Oily fish once every 3 weeks e.g. sardines or salmon
- **On Friday only** children may have a plain cake or biscuit in their packed lunch (in line with school menu)

Packed lunches should never include foods that are high in fat, salt or sugar including, but not limited to:

- **Sweets** of any kind (fruit strings and fruit winders are considered to be sweets)
 - **Crisps or crisp type snacks** e.g. mini cheddars
 - **Any items containing chocolate** including bars, biscuits, spreads or yoghurts/desserts
 - **Cakes, sweet pastries or breakfast cereal bars**
 - **Meat products that are high in salt and fat** e.g. sausage rolls, cocktail sausages and pepperoni
 - **Precooked fast food type products** such as potato waffles, chicken nuggets and mozzarella sticks that are all high in fat, salt and sugar.
 - **Sauces** including ketchup, barbecue or brown sauce
-

Birthdays

Children may **not** bring in a 'treat' for their class when it is their birthday

Your child may come to school in their own clothes on the day of their birthday.

If their birthday falls on a Saturday or Sunday they can wear their own clothes on the Friday or Monday.

If their birthday falls during a holiday they can wear their own clothes on the Friday before the holiday commences.



What to do if you have a concern

- Class Teacher
- Phase leader (Mr Pomeroy)
- Mrs Mahon
- Complaints procedure in office
- Any Safeguarding concerns: phase leader

Thank you

If you have any questions throughout the year, please email your child's class teacher and we will respond to them as soon as possible.

The Year 1 team.