

Holly Hedgehog's Nature Trail

Comparing Size



twinkl

Holly Hedgehog is going on a nature trail.
She has written a list of all the things she
hopes to find.



Can you help her?


Go!



The first thing on Holly's list is something big.

Well done! You picked the big
acorn.

Try again




Correct!



The next thing on Holly's list is something small.

Great job! You picked the small leaf.

Try again




Now, Holly needs to find something tall.

Excellent! You picked the tall tree.

Try again

Correct!



Holly is looking for something that is short.
Can you help her to choose?

Super! This is the short flower.

Try again

Correct!


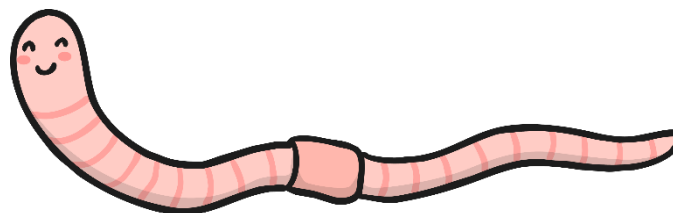


Holly has found two wiggly worms.

Well done! This is the long worm.

Try again

Correct!



Holly is nearly at the end of her nature trail.
Before she goes home, can you help her to find
something short?

You are a star! Thank you for
finding the short stick.


Try again



Correct!



Holly had such fun on her nature trail. Can you remember all of the things she found? Which size words can you use to describe them?





Letter Formation Practice Sheet


a b c d e f g h i


j k l m n o p q r


s t u v w x y z


Initial Sounds


Circle the letter that the word begins with. The first one has been done for you.


b  ~~**c**~~


o  **a**


d  **b**


s  **h**

s  **f**


c  **o**

b  **p**

t  **f**

v  **c**


d  **g**


e  **j**


h  **y**


Initial Sounds


Circle the letter that the word begins with. The first one has been done for you.


b  ~~**c**~~


d  **b**

t  **f**

l  **c**


p  **d**

n  **m**

b  **e**

m  **w**

r  **k**


b  **e**

j  **f**


w  **z**


Initial Sounds


Circle the letter that the word begins with. The first one has been done for you.


b  ~~**c**~~


f  **b**

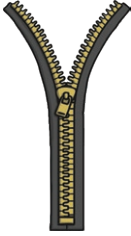
s  **a**


l  **r**


p  **b**


p  **g**


d  **p**

z  **f**

i  **s**


r  **n**

l  **t**


c  **x**

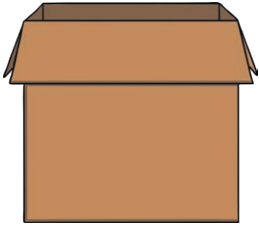
Initial Sounds

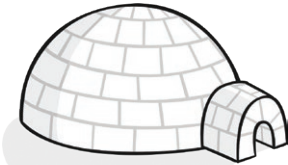
Circle the letter that the word begins with. The first one has been done for you.


b  ~~**c**~~

j  **s**

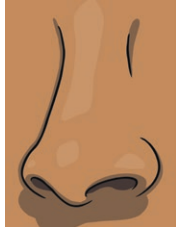
r  **t**


d  **b**


i  **j**


p  **d**


h  **t**

m  **n**

p  **v**


f  **t**


y  **f**


c  **e**

Initial Sounds


Circle the letter that the word begins with. The first one has been done for you.

b  ~~**c**~~


p  **q**

b  **d**


r  **s**


k  **l**


b  **d**

p  **g**

h  **s**

r  **n**

t  **i**

c  **d**

f  **s**

Answer Sheet

Page 1

a- apple
b- ball
s- snake
s- sausage
c- cow
b- butterfly
t- table
c- car
d- door
e- elephant
h- hat

Page 2

d- dog
t- tap
c- cat
d- duck
n- net
b- bed
m- map
r- run
b- bat
j- jam
w- web

Page 3

f- fire
s- sun
r- red
b- bus
p- pen
p- pan
z- zip
s- sack
r- rainbow
l- leg
c- cap

Page 4


j- jug
r- rabbit
b- box
i- igloo
p- panda
t- teddy
n- nose
p- penguin
t- tiger
f- fan
c- carrot

Page 5

p- pizza
b- bell
r- rat
k- kite
d- doll
p- pin
s- snowman
r- rocket
t- tin
c- cup
s- sock

Maths and Literacy


Activity Booklet



Name: _____

Superheroes Counting

Count the superheroes and write the answers in the circles.



Transport

I Spy and Count




Transport I Spy and Count Checklist

Count the number of each type of transport and write the numeral in the box.

helicopters



train



cars



ambulances



bikes



vans



scooters



aeroplanes



buses




boats




Fantasy and Adventure Colour by Subitising


1 = 

2 = 

3 = 

4 = 


5 = 





2D Shape Colouring


Colour the shapes to complete the picture.

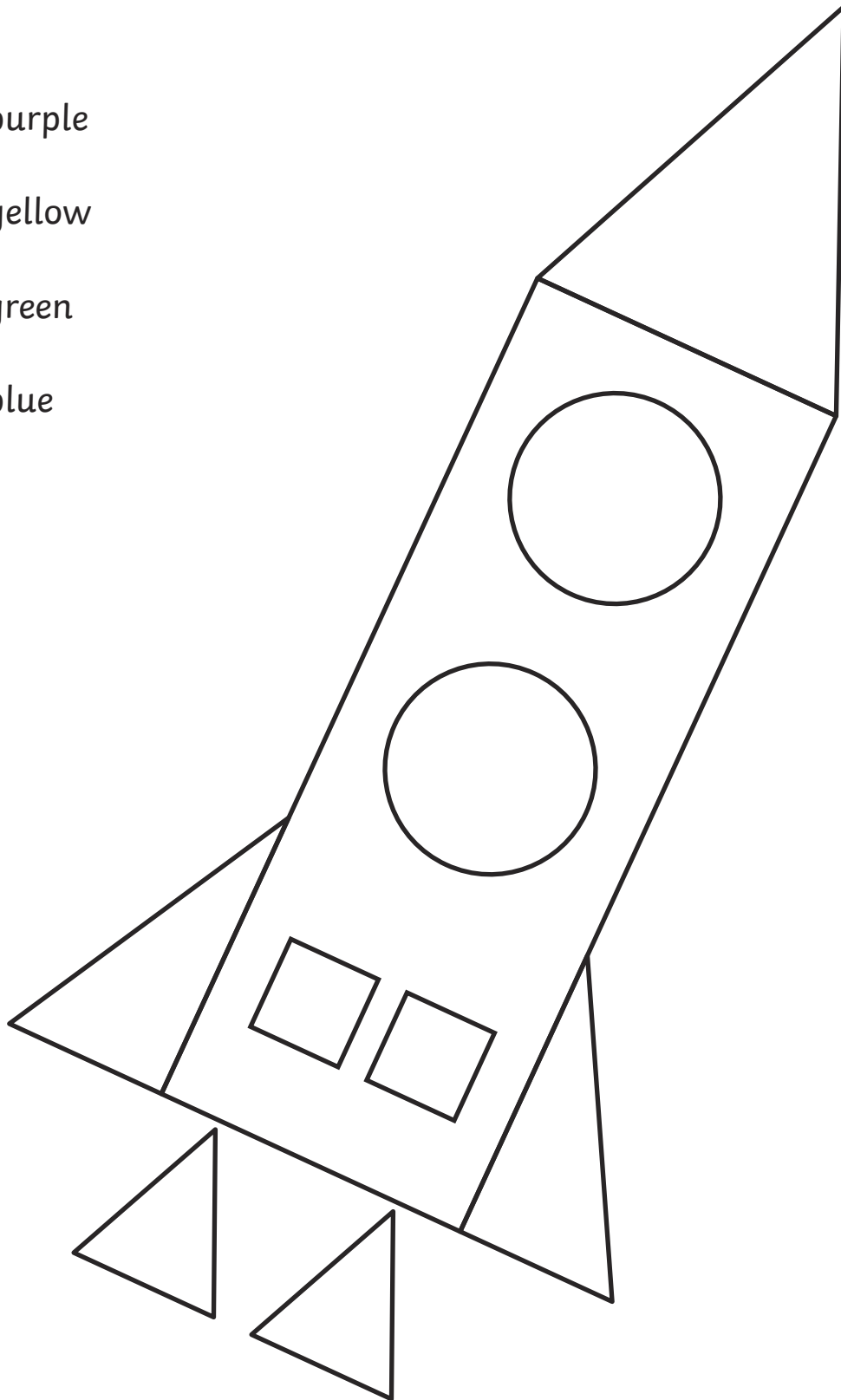
Key:

 = purple

 = yellow

 = green

 = blue



Number Formation Activity

Can you trace the numbers?

0 0 0 0 0 0 0 0 0 0

1 1 1 1 1 1 1 1 1 1

2 2 2 2 2 2 2 2 2 2

3 3 3 3 3 3 3 3 3 3

4 4 4 4 4 4 4 4 4 4

5 5 5 5 5 5 5 5 5 5

6 6 6 6 6 6 6 6 6 6

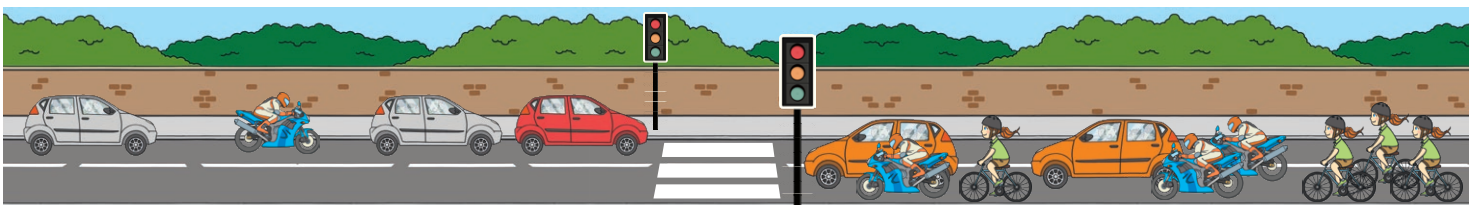


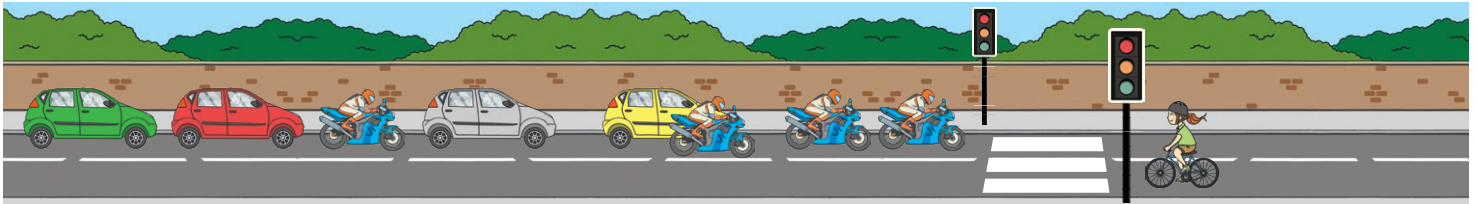
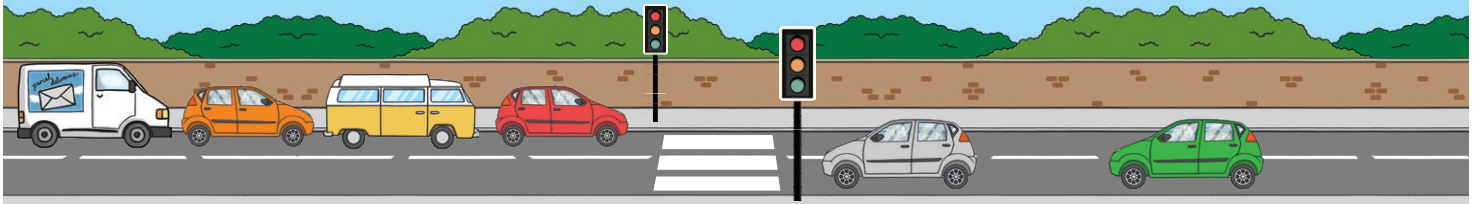
7 7 7 7 7 7 7 7 7 7

8 8 8 8 8 8 8 8 8 8

9 9 9 9 9 9 9 9 9 9

Comparing Numbers to 10

Count how many vehicles are on each side of the road and then write your answers in the boxes. Circle which one has more.





Pets



I Spy and Add to 10







Pets I Spy and Add to 10



Count the number of each type of pet picture needed in the addition number sentence. Write the numbers in the boxes to create and solve an addition number sentence.

 $+$  $=$

 $+$  $=$


 $+$  $=$

 $+$  $=$


 $+$  $=$

Five in a Bed Number Bonds to 5


Can you write a number sentence about the teddy bears? How many are in the bed? How many have fallen out? How many are there altogether?




+ =




+ =




+ =



+ =



+ =






+ =

Farm-Themed Phase 2

Say It, Join It, Write It

Look at the picture. Say the word. Join the letters to build the word. Write the word in the boxes.

say it



join it

d s ck
a u t

p d n
m i g

g e n
h o ck

k e t
c a r

h o b
d ff g

m u ll
ss b d

write it

--	--	--

--	--	--

--	--	--

--	--	--


--	--	--

--	--	--


Phase 2 Early Reading Comprehension

Read the sentence. Add the information to the picture.

Ted has a hat and a cup.



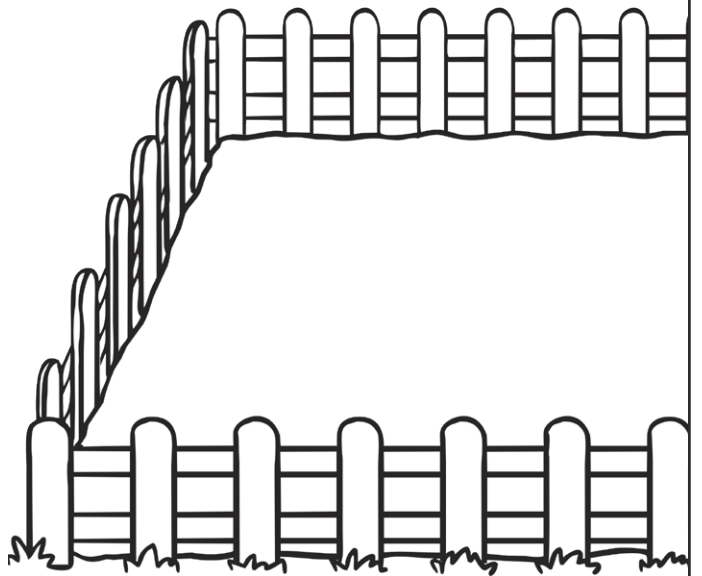
The nut is in the cup.



The sad man has a big hat.



The pig can go in the pen.



I Spy and Read

Draw a line to the matching picture when you have read each word.

ship

fish

chin



shell

moth

ring

king

chick



Challenge: Can you spell a word to match one of the pictures?


Phase 3 Early Reading Comprehension

Read the sentence. Add the information to the picture.

Ravi the vet has a pet fox.



Jon had a ticket to win a go in a jet.



I jog in the sun.




Jack has a big cobweb on his bucket.



Toys Writing Activity

Write a sentence about each of the pictures.
Use the boxes at the top to help you.

robot




buttons



teddy bear



soft




sound it out



finger spaces




full stop





Rhyming Words

Draw a line to join the rhyming words together. You could also cut out the pictures, turn them face down and play a game to find rhyming pairs.



car



house



cat



box



frog




bat



mouse



star



fox



dog

Connect the Dots

Pencil Control Patterns

Carefully trace over the patterns to connect the dots on the pictures. Can you finish each pattern?

