


Literacy

Activity Booklet

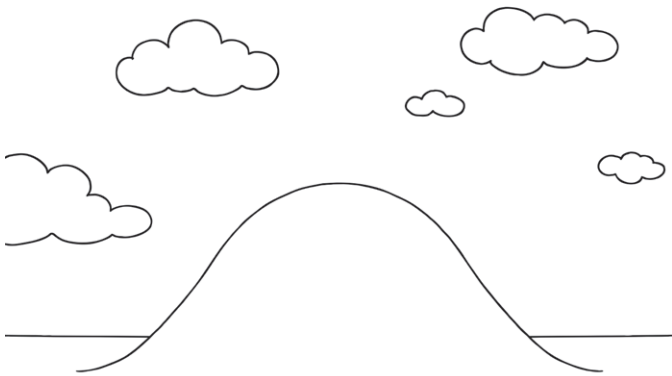


Name: _____


Phase 2 Early Reading Comprehension Activity

Read the sentence. Add the information to the picture.

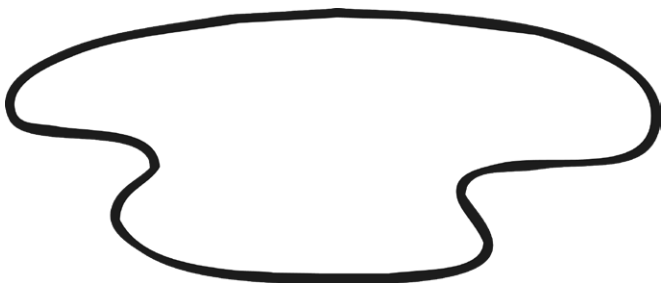
The rabbit is on the hill.



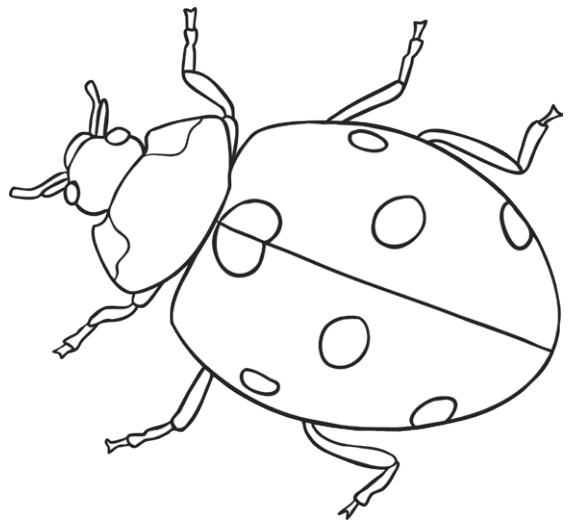
Bill has a cap.



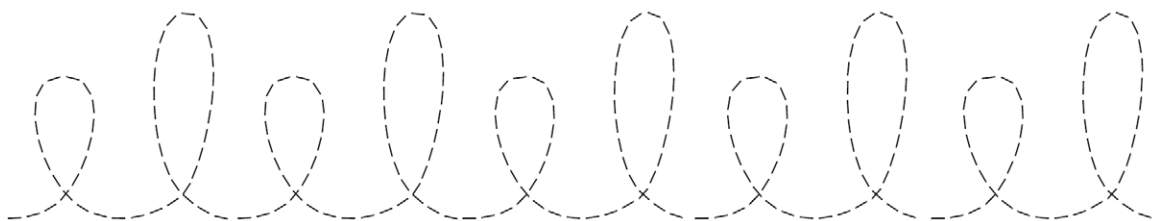

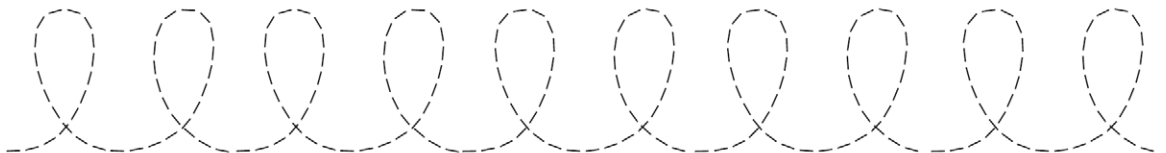
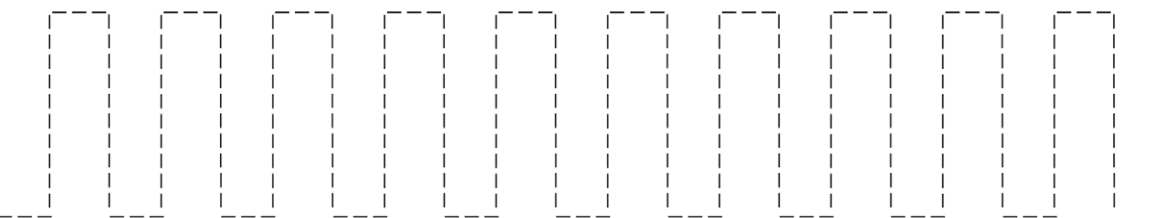
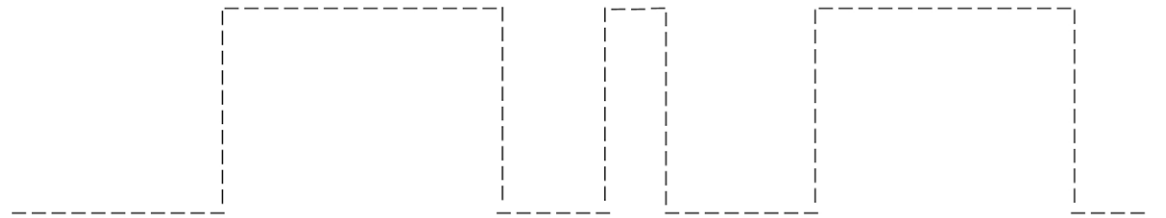


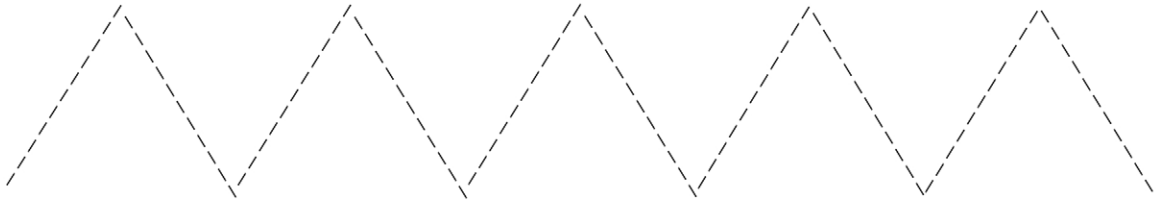

A log fell in the mud.



The bug had a red back.



Bunny Hop Pencil Control



Farm-Themed Phase 2


Say It, Join It, Write It

Look at the picture. Say the word. Join the letters to build the word, then write the word in the boxes.

say it





join it





write it

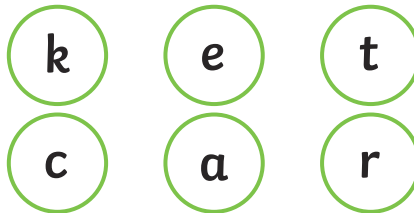

--	--	--




--	--	--



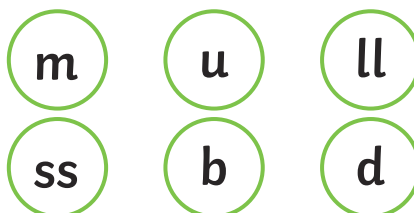
--	--	--



--	--	--

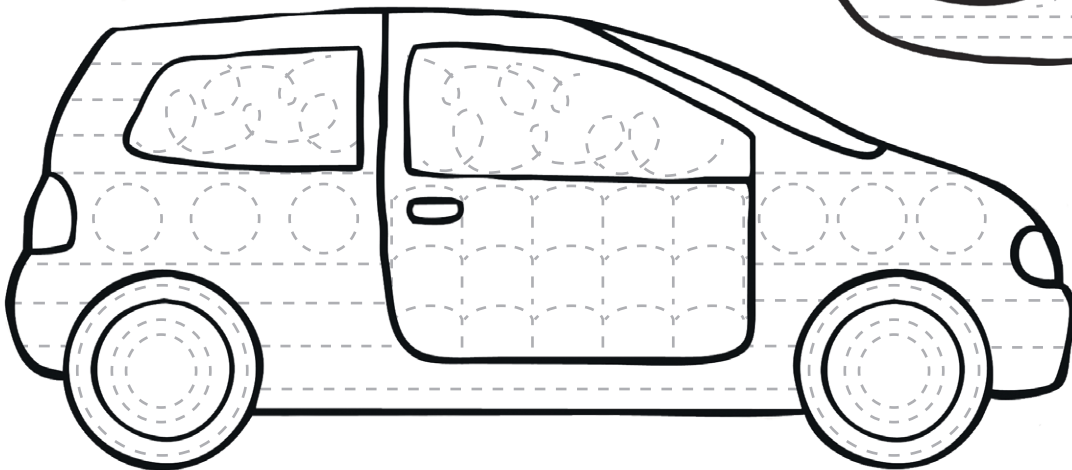




--	--	--



--	--	--

Toys Pattern Tracing Activity

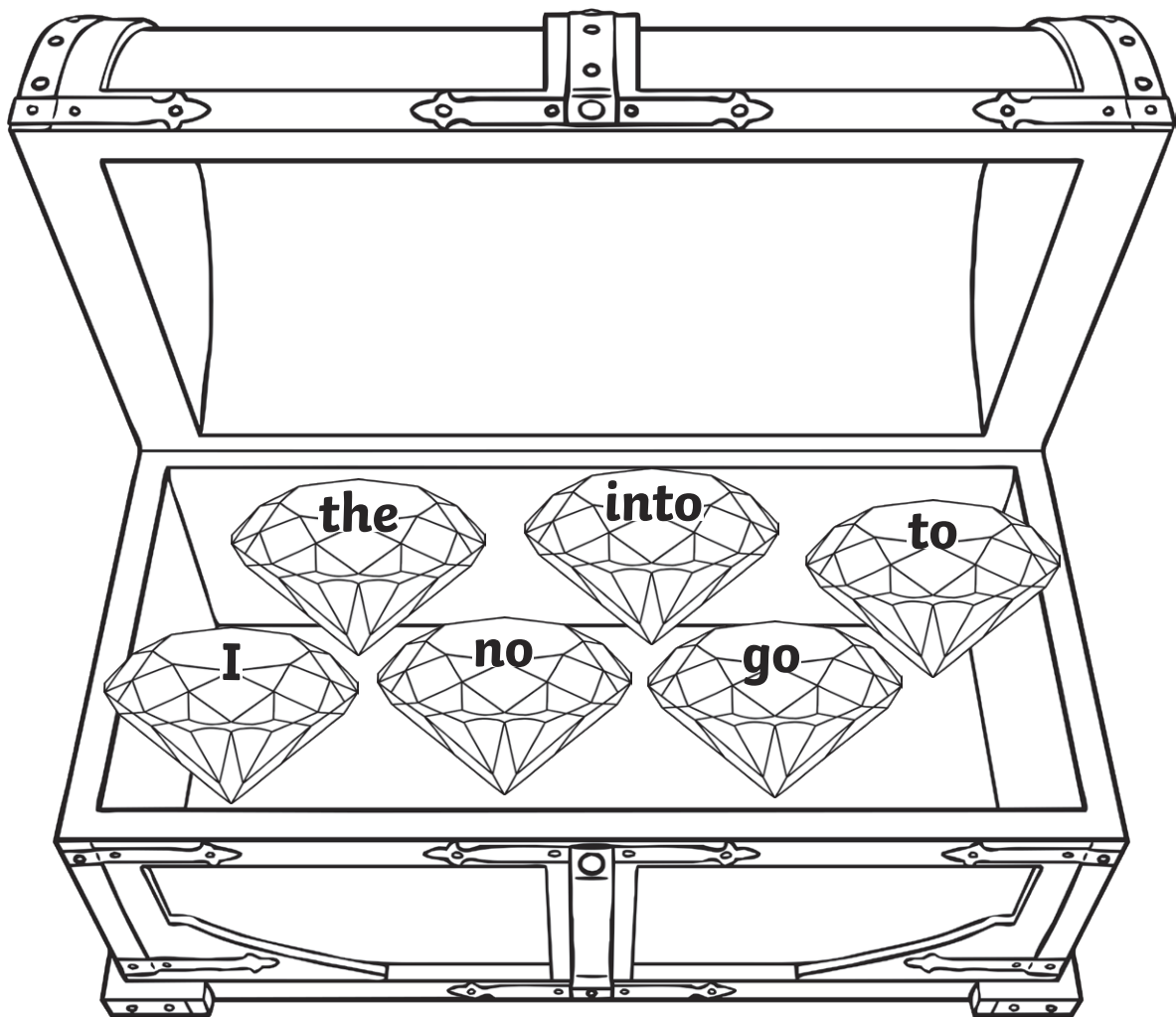


Pirate Treasure

Tricky Word Colouring

Read the tricky words. Then, colour the gems in the treasure chest using the clues.


I = red no = blue the = yellow to = green go = orange into = purple



Connect the Dots

Pencil Control Patterns

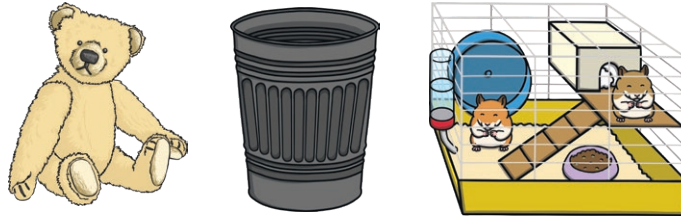
Carefully trace over the patterns to connect the dots on the pictures. Can you finish each pattern?



I Spy and Read


Draw a line to the matching picture when you have read each word.

cup



mix

ted



pet

pad



win

bib



10

pop

Challenge: Can you spell a word to match one of the pictures?


Phase 3 Early Reading Comprehension Activity

Read the sentence. Add the information to the picture.

Ravi the vet has a pet fox.



Jon had a ticket to win a go in a jet.



I jog in the sun.



Jack has a big cobweb on his bucket.



Dinosaurs Writing Activity

Write a sentence about each of the dinosaur pictures.
Use the boxes at the top to help you.


dinosaur



big



walk



fly



wings



sound it out



finger spaces



full stop





Pirate Treasure Writing Tricky Words

Write the tricky words to help the pirates reach the treasure!



he




she




we




me



be



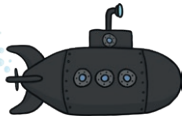
you




Under the Sea Writing Activity

Write a sentence about the under the sea picture. Use the boxes at the top to help you.

submarine




shark



octopus



fish



swim



turtle




sound it out




finger spaces




full stop







--	--	--



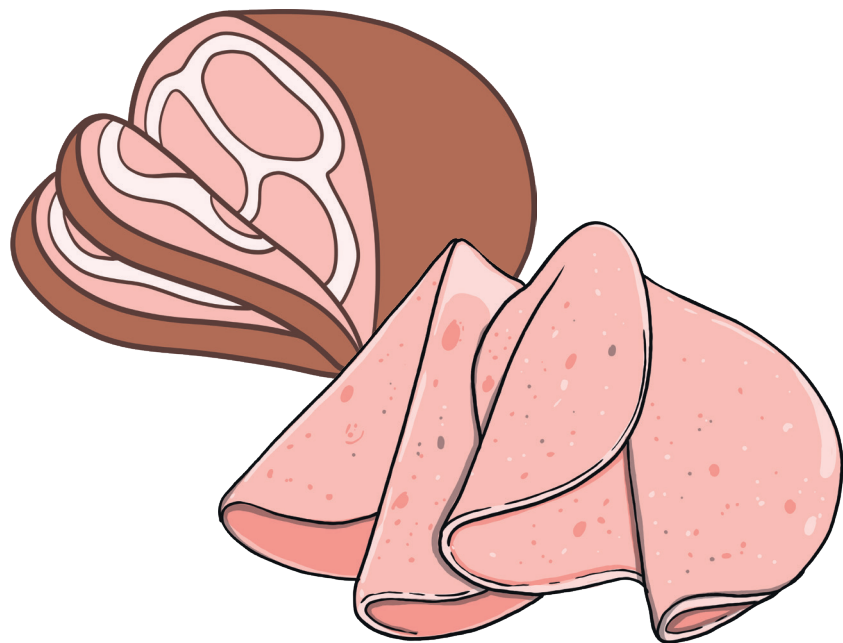
--	--	--




--	--	--



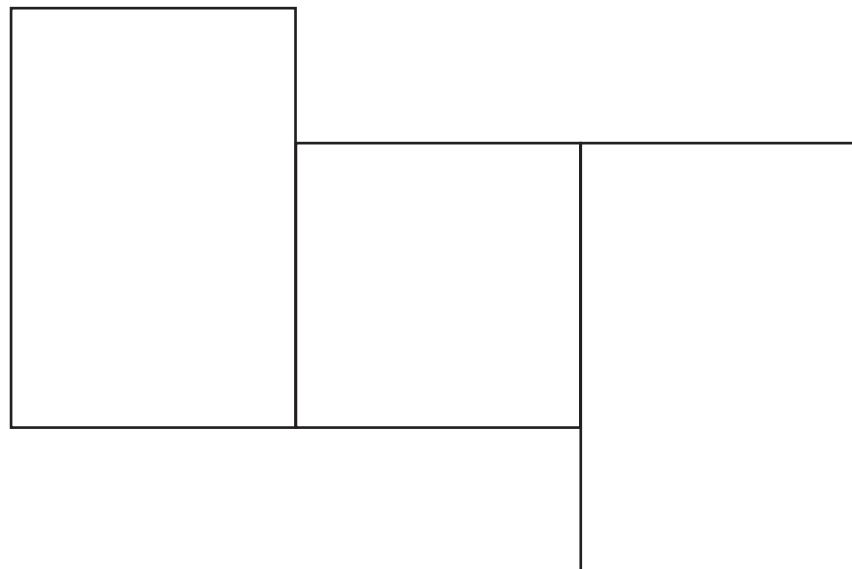
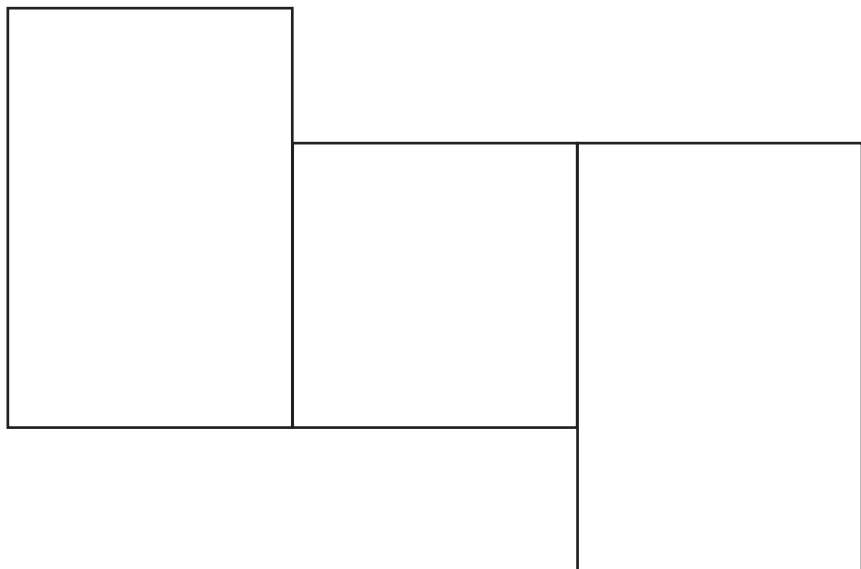
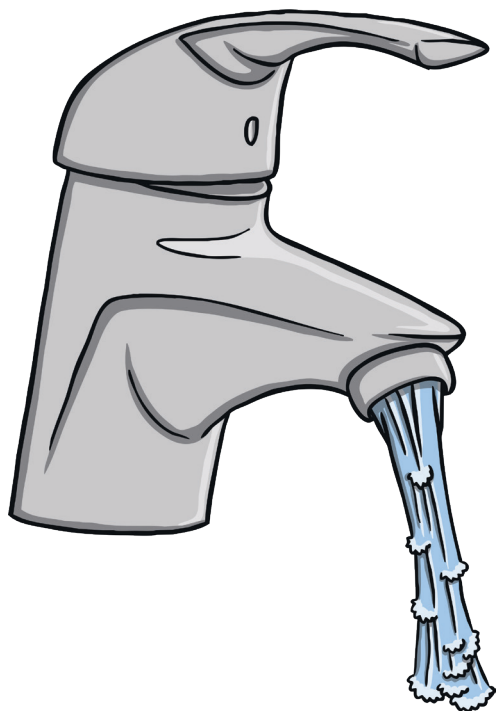
--	--	--



--	--	--




--	--	--







--	--	--




--	--	--



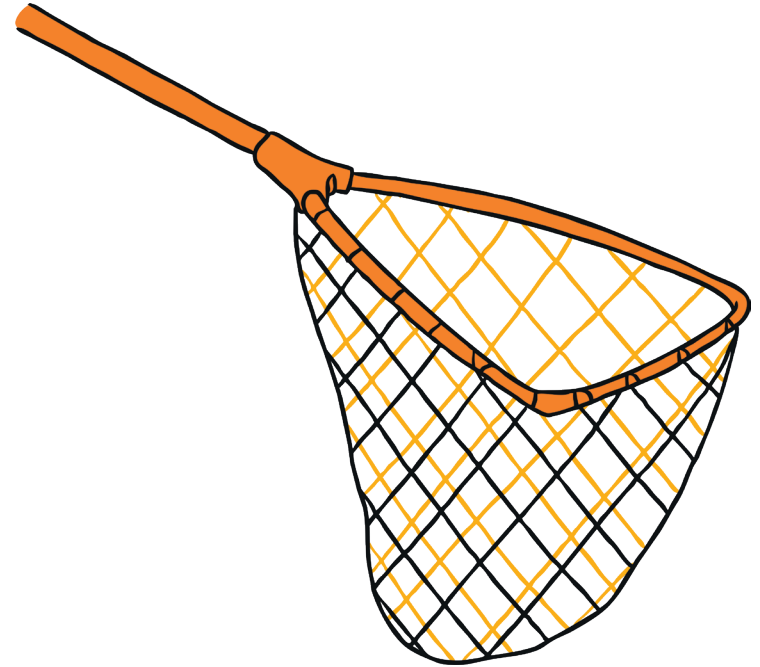
--	--	--



--	--	--




--	--	--



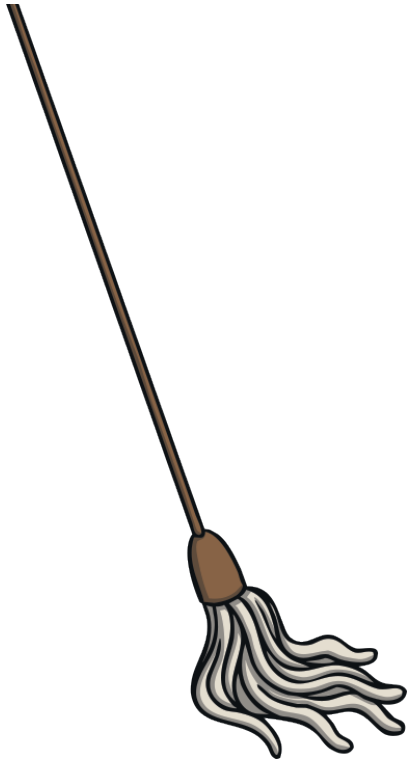
--	--	--





--	--	--



--	--	--







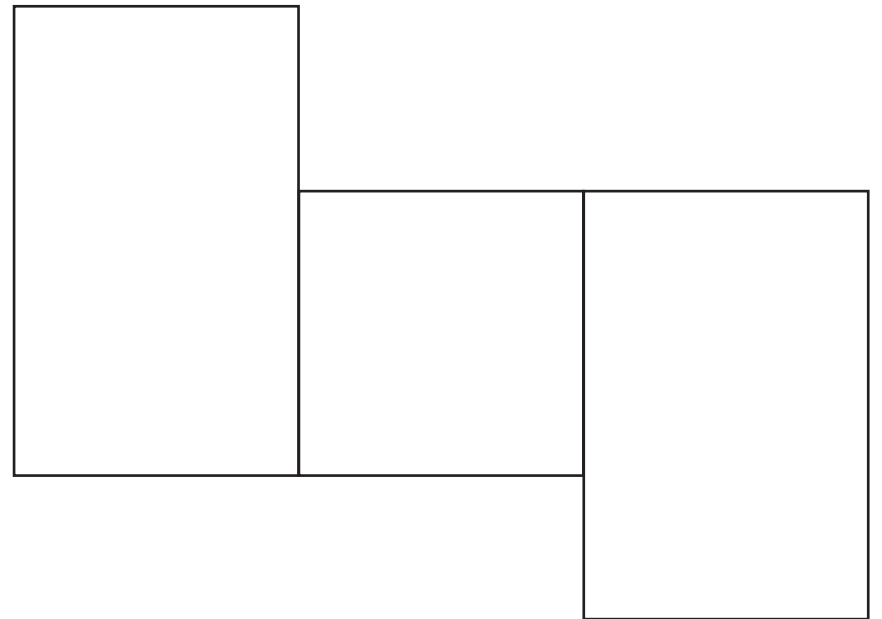
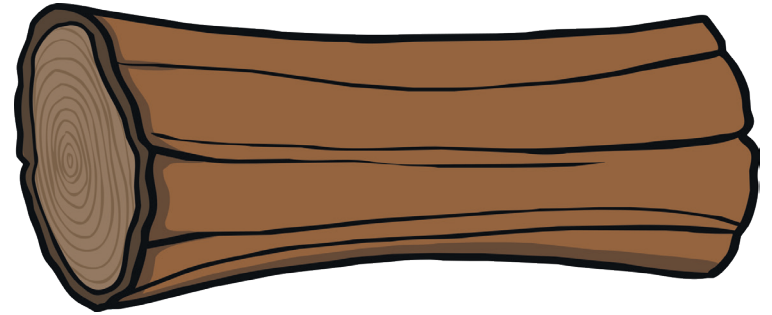
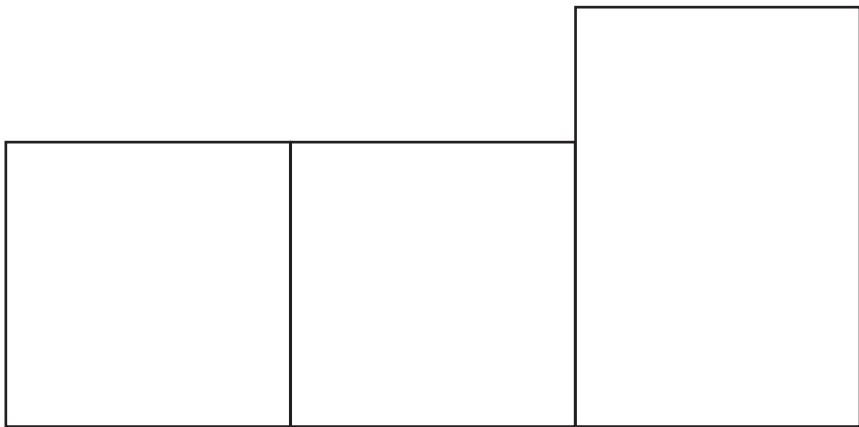


10

--	--	--

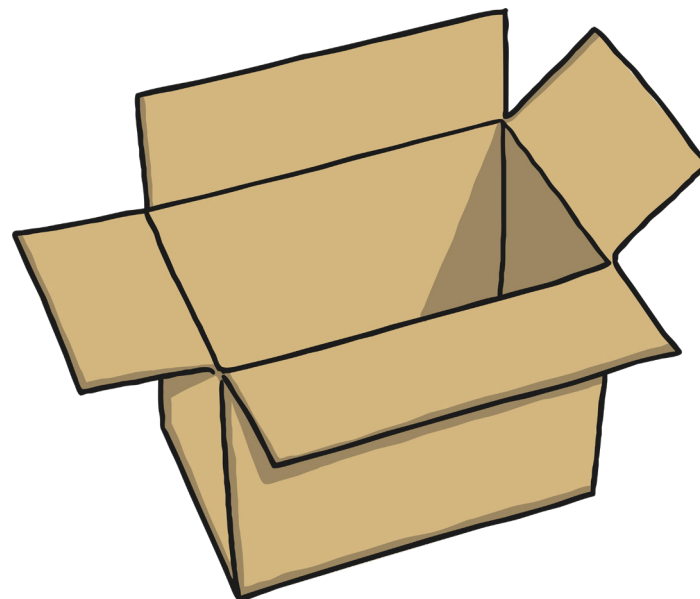


--	--	--

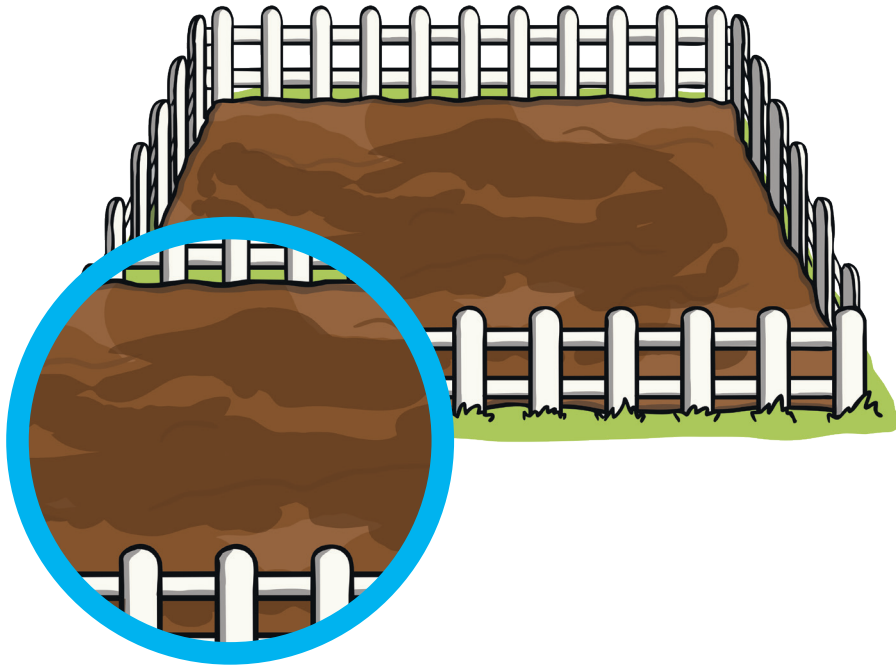





--	--	--




--	--	--




--	--	--



--	--	--




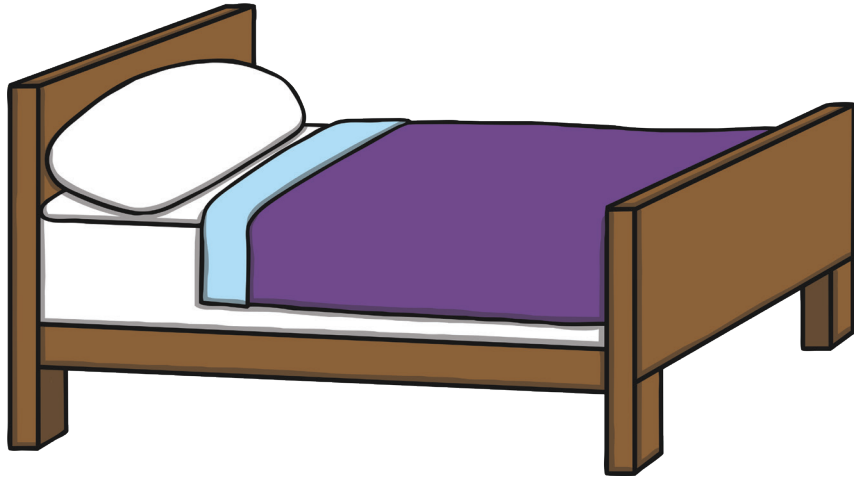
--	--	--



--	--	--





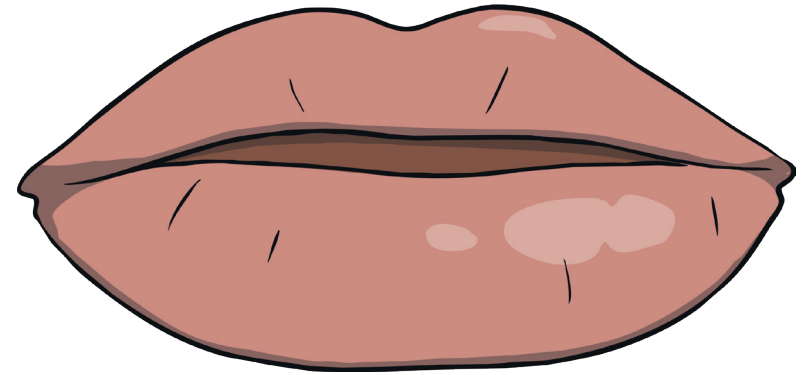


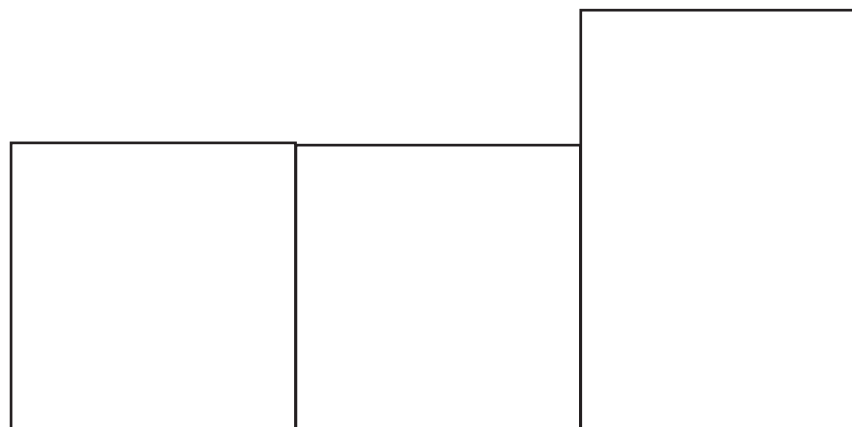



--	--	--



--	--	--









--	--	--

6





--	--	--

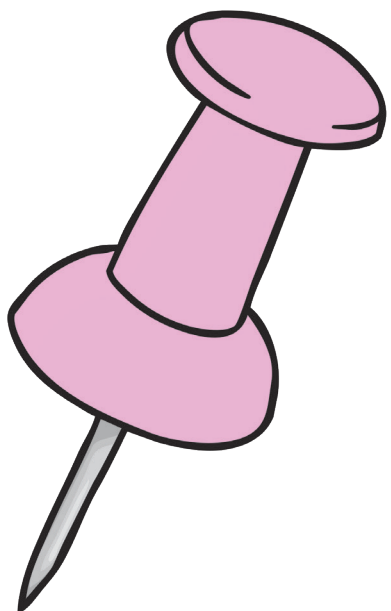



--	--	--


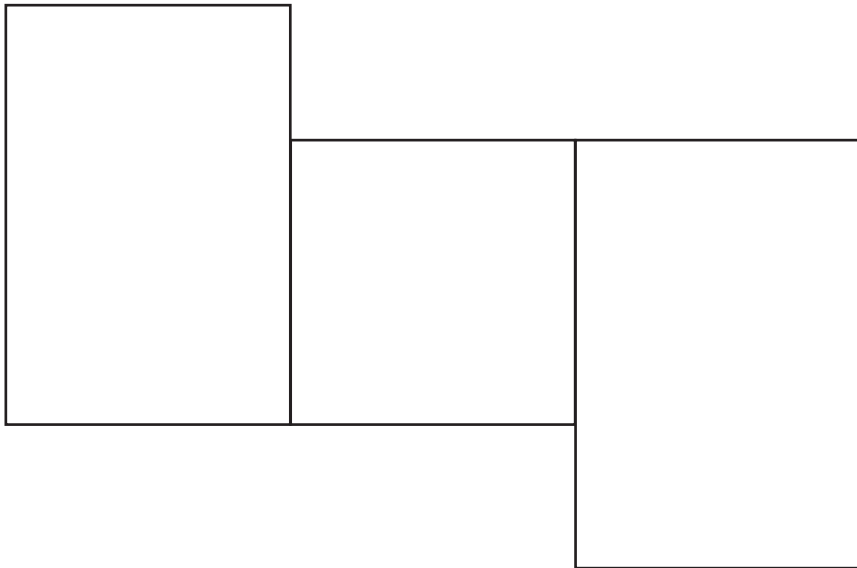



--	--	--












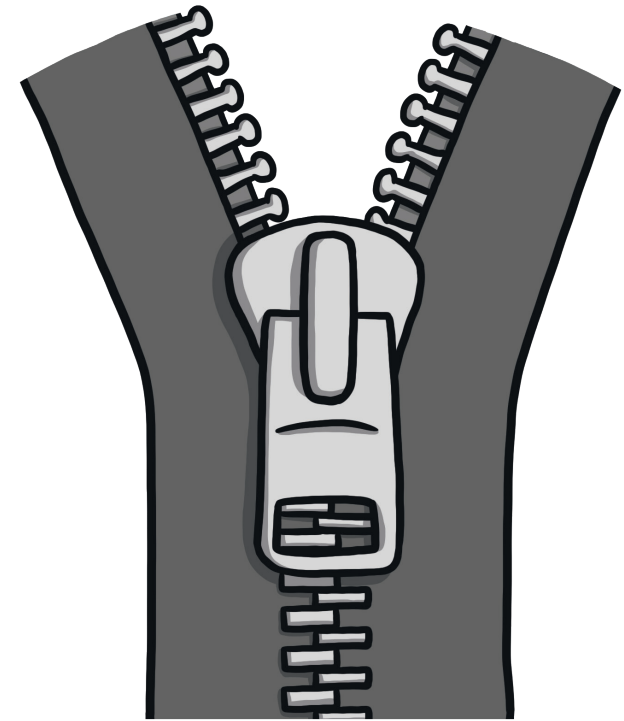
--	--	--



--	--	--



--	--	--



--	--	--



EYFS Maths Mastery: Five Minute Filler Addition (30-50 & 40-60 Months) PowerPoint

Activity Ideas: Play some adding games using toys. Count each set of toys and then count how many there are altogether.

Counting Scenes PowerPoint 1-10

Activity Ideas: Count objects around the house. How many teddies on your bed? How many cups on the table? How many pencils in the pot?



Too Many Frogs: Counting up to 10 Game

Activity Ideas: Play a counting game with a grown-up. Ask them to tell you a number and then you can give them that number of toys. Count them together to check.

Through the Binoculars Regular 2D Shapes PowerPoint Game

Activity Ideas: Go on a 'shape hunt' around the house or in the garden. What shapes can you see? Can you take photos?



Recognises Numerals 10 to 20 Home Learning Challenges

Activity Ideas: Talk to your grown-up about the numbers you can see. Tell them what number they are pointing to. Can you tell them what would come next and how you know? Ask them to hide a number then tell them which one is missing.

Talk About Spatial Awareness Maths Activity

Activity Ideas: Describe a journey around the house or to the park. Can you talk about your journey using words such as 'past', 'next to', 'over', 'through' or 'around'?





Phase 1 Phonics Alliteration 'a' Can You Find...? Poster and Prompt Card Resource Pack

Activity Ideas: Can you think of some words that begin with the same letter?

Phase 2 Rhyming Words PowerPoint

Activity Ideas: Find objects around the house that rhyme, such as 'sock' and 'clock'.



We Are All Different Story PowerPoint

Activity Ideas: Draw a picture of yourself and a friend. Can you label your picture and talk about how you are the same and different?

Farm Themed Oral Blending and Segmenting Phonics Hotspots

Activity Ideas: Find some different objects from around the house. Can you say the sounds and blend them together to make a word, e.g. 'c-u-p...cup', 'b-a-th...bath', 'p-e-n...pen'? Or, ask someone to say the sounds that make the word while you pick the correct object.




Phase 2 and 3 Tricky Words on Bees Coming Out of Hive PowerPoint

Activity Ideas: Ask your grown-up to write the tricky words on pieces of paper and hide them around the room. Take it in turns to find and read the words.

CVC Words Photo Frame Phoneme Cards

Activity Ideas: Find objects around the house. Can you say the word then break it up into its sounds? Can you write down the letters that make the word? For example, 'c-u-p...cup', 'b-a-th...bath' or 'p-e-n...pen'.





Shaving Foam Rain Clouds Science Experiment

Activity Ideas: Talk about rainy weather. Look at the sky today - what is the weather like? Are there any rain clouds?

Parts of the Body Interactive Labelling Activity

Activity Ideas: Sing an action rhyme such as 'Heads, Shoulders, Knees and Toes' or the 'Hokey Cokey', to practise naming different parts of the body.



Making Pitta Pizza Recipe EYFS Recipe Cards

Activity Ideas: As you make the pitta pizza, talk about following the instructions and measuring the ingredients. Talk about how the pitta bread changes when it is heated.

Minibeasts Spot the Difference Activity

Activity Ideas: Go into the garden or a nearby green space and see if you can find any real minibeasts. Try looking under leaves, stones or logs. You could take photos or draw a sketch of the creatures that you find.




Seren's Seasons Story PowerPoint

Activity Ideas: As you read the story, talk about the different seasons. What is your favourite season? Why?

Seren's Seasons: Dress Seren for the Weather PowerPoint

Activity Ideas: Draw a picture of yourself dressed for different kinds of weather.





KS1 All About Andy Goldsworthy PowerPoint

Activity Ideas: As you look at the PowerPoint, talk about how Andy Goldsworthy makes his art. What shapes and colours can you see?

Use these [Challenge Cards](#) to make your own piece of art from natural materials in the style of Andy Goldsworthy.

Twinkl Tunes: Virtual Piano Game

Activity Ideas: Use household objects to make musical instruments to accompany your piano playing. Try making a shaker by filling a bottle with rice or pasta, or bang on a bowl or saucepan with a wooden spoon.



Egg Box Daffodil Craft Instructions

Activity Ideas: Have a go at making another flower picture. You could use paint, pens or junk-modelling materials such as empty boxes, cartons and bottles.

Nursery Rhyme Booklet

Activity Ideas: Once you have sung your favourite nursery rhymes, you could draw a picture to go with them or make up a dance or some actions.



Starry-Eyed Stan eBook

Activity Ideas: As you read the story, talk about the characters. Can you think of some words to describe them?

Make Your Own Starry-Eyed Stan Band Craft Instructions

Activity Ideas: Read the Starry-Eyed Stan eBook then have a go at making some instruments. You could compose your own piece of music.





How Are You Feeling? Emotions Labelling Activity

Activity Ideas: Talk about things that make people feel different emotions. Discuss how we can deal with difficult feelings, who we can talk to and so on.

Starry-Eyed Stan KS1 Friendship Story PowerPoint

Activity Ideas: Read the Starry-Eyed Stan eBook then look at this PowerPoint. Talk about your friends and your friendships.



Buddy the Dog's Internet Safety Story PowerPoint

Activity Ideas: Talk about internet safety and what you need to do if you feel unsure about something you have seen online.


EYFS I Am Feeling Worried PowerPoint

Activity Ideas: Talk to a grown-up about your worries and what you can do to feel more in control.



Senses Mindfulness Challenge Cards

Activity Ideas: Talk about your favourite smells, sights, sounds, tastes and textures.



Outdoor Activity Idea Cards

Activity Ideas: Can you make up your own outdoor activity games?

Places Around the World: Sydney Jigsaw Game

Activity Ideas: Find jigsaws for other cities on the Twinkl site. Find out more about cities around the world or the nearest one to you.



Where Does Food Come From? PowerPoint

Activity Ideas: Where does the food in your house come from?

Fruit Interactive Labelling Activity

Activity Ideas: Research how different food is grown. Which fruits grow on trees/bushes/vines? Which fruits grow in your country and which come from other countries?




Mark Making Posters

Activity Ideas: Can you draw the pattern using chalks on a pavement or crayons on paper? Can you create any other patterns?

Reading Simple Sentences

Home Learning Challenges



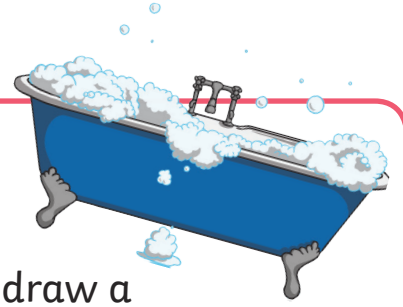
Ask a grown-up to hide a teddy or other toy around the house. Get them to write some simple clues such as 'on the chair', 'in the box' or 'under the bed'. Follow the hunt to see if you can find the teddy.

Ask a grown-up to write a secret sentence and cut it up into words. Ask them to mix up the order of the words. See if you can read the words and put them into the correct order to make the sentence.

Ask a grown-up to write some instructions to make a special snack. This could be a sandwich or even a biscuit! An example of a sentence could be: 'Take a slice of bread.' Read the sentences and follow the instructions to make the secret treat!



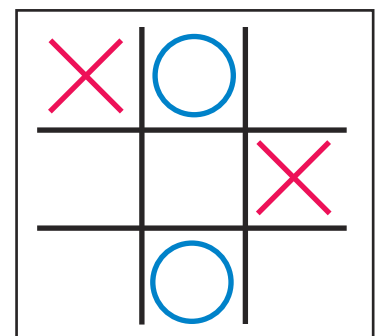
Choose a picture book that you enjoy or that looks interesting. Use the words you recognise and the pictures. Can you read somebody a bedtime story?



Can you draw a picture to go with these sentences? The rat is in the tub. The cat has a long tail. The glass is full of milk.



Ask a grown-up to draw a noughts and crosses grid on a large piece of paper and to write a simple sentence in each square. Take it in turns to read a sentence before you mark your X or O. If you want to reuse the grid you could use different coloured buttons or counters to mark the sentences instead.





Reading Tricky Words

Home Learning Challenges




Ask a grown-up to write some tricky words on pieces of paper and hide them around the room. Have a tricky word hunt to find and read the words.



Ask a grown-up to write some tricky words onto white paper using a white wax crayon or (unlit) candle. Paint over the top using watered down paint. What words can you find?



Write tricky words onto empty plastic bottles to create skittles. Ask a grown-up to call out a tricky word and try to knock down the correct bottle with a large ball.



Ask a grown-up to write some tricky words in chalk on the fence or ground outside. When they say a word, can you find it and squirt it with your water shooter?



Hidden around this page are five balloons showing tricky words. Can you find and read them all?


Play a word hunt game using one of your favourite books.

Can you find the words: he, she, they, go, said?




What word is on the red balloon?






Understanding Text



Home Learning Challenges




Read a storybook with a grown-up. When you have finished, ask your grown-up questions about the story. Were they correct?

Retell a story you have read using toys and puppets. Can you remember what happened in the story? Tell your grown-up the story through a puppet show.



Draw a picture of a story you have read and enjoyed. Can you tell your grown-up about the picture you have drawn?



Collect some objects or pictures from around your home. Ask a grown-up to write some simple sentences about the objects. Read them one at a time, then point to the matching object. For example, 'This is a red ball', 'The box is big.'



Read a book with a grown-up and decide which character was your favourite. Draw a picture of them and talk about what they were like and why they were your favourite.



Ask a grown-up to write a simple sentence for you to read, such as 'The hen is in the box.' Can you read the sentence and then draw a picture to match the sentence?

Using Phonic Skills for Reading

Home Learning Challenges



Play a game of phonics musical statues. Ask a grown-up to write some decodable words on pieces of paper (you could use words, such as boat, book, leaf). Put some music on and have a dance around. Once the music stops, run to one of the words and sound it out.




Ask a grown-up to write some words for items in the house, such as hat, toy, chair, bed, sink. Go on a hunt around the house and tick off all the objects on the checklist that you find.



Ask a grown-up to hide some objects in boxes. The objects must be items that can be decoded, for example a block, pen, leaf, car, train. On each box, write a label of what is inside. Read the words on the box and check inside to see if you were right.



Rex the Robot is saying some words. Can you say the letter sounds on Rex and then read the words?



Use chalk to draw three circles onto the pavement outside. Ask a grown-up to write a letter into each circle to make a word. Can you say each letter sound as you jump into the circles? What word did you sound out?

Ask a grown-up to help you make word jigsaw puzzles. Write a word on a piece of paper and carefully cut it into pieces so that each letter sound is on a separate piece. Can you arrange the pieces and read the word?


Using Phonics Skills for Writing

Home Learning Challenges



Use your phonic skills to help your grown-up write a shopping list.

Use your phonics skills to make a poster to display in your bedroom window. It could show who you want to say thank you to or it could be a special message you would like to share.




Spread out big pieces of paper with letters written on them on the floor. Your grown-up can say a simple word and you can jump on and say the letters that make that word.




Spread a layer of sand, flour or uncooked rice into the base of a tray. Ask a grown-up to say a word, then use your finger or a paintbrush to write the word into the sand. Try writing these words: sun, box, tap, coat, moon.



Write some letters on small pieces of paper or sticky notes. Can you build words with the letters?



Make a collection of objects from around your house. Can you write labels for each object on small pieces of paper?



Write Simple Sentences

Home Learning Challenges



Can you write a sentence about this picture?



Can you write a menu for your breakfast, lunch or dinner so everyone in your house knows what they are having?





Ask a grown-up to write a sentence but with the words in the wrong order. Can you copy the sentence so that it makes sense?

Ask a grown-up to write a simple sentence, such as 'Look at my cat.' They can then cut the sentence up into individual words. Can you read each word and put the sentence in order?

Look at my cat.

Ask a grown-up to write a simple sentence, such as 'I can see the dog.' Copy the sentence. Now write it again but change the end word. 'I can see the ...'



Hide a toy and write some simple sentences to help the people in your house to find it!



Writing Tricky Words

Home Learning Challenges

Dip a paintbrush into some water and paint some words on a dry surface outside, such as paving slabs. You could try writing these tricky words; all, said, the, into, was.



Create rainbow words. Ask a grown-up to write a tricky word onto paper using a pencil. Trace over the word several times, each time with a different colour from the rainbow.

said


all

the

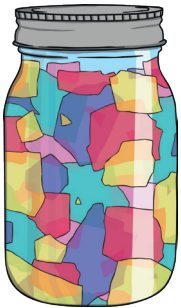
into

was

With the help of a grown-up, write some tricky words on pieces of paper and lay them on the floor, like a path. Jump along the path, saying each tricky word as you land on it.



Play a lucky dip game. Ask a grown-up to write out some tricky words onto small pieces of paper, fold them up and place them in a container.



Pull out a word and copy it onto paper or a whiteboard. You may like to try the words; he, she, we, me.

Create a treasure hunt. Ask a grown-up to write some tricky words on paper and hide these around the house or garden. Search for the words



and when you find one, write it down on a detective notepad.



Tip a small amount of flour onto a flat surface and spread it out with your hand. Copy some tricky words into the flour using your finger. You could try writing; I, no, to, go.