



Robin and Rosie are sorry





















SORRY

Permission credits

The following photos are used courtesy of Shutterstock.com: slides 1 4 & 5-10 © Tania Kolinko/shutterstock.com; 4 © [FamVeld](#)/shutterstock.com; 4 & 11 © [Ionut Catalin Parvu](#)/shutterstock.com.

Copyright and purchase notice






All rights reserved. All text, illustrations and photos are copyright. In particular, no copying, issuing to the public or performance in or communication to the public of the DVD ROM **or any of the text, images or other content included in it** may be made, except as permitted by the Copyright Designs and Patents Act 1988 or as permitted by the copyright owner. The images on this DVD ROM must not therefore be used outside the classroom environment. Teachers may print a hard copy of the Teacher's Book for classroom use only in the school which has purchased the WTL EYFS DVD ROM.

It is a condition of the purchase of this DVD ROM that the school which has purchased it must ensure that users of this WTL EYFS Programme leaving the school must destroy or remove any downloaded material in their possession in electronic or printed format.

Reception Remote Learning



Spring 2 – Week 3

	Monday	Tuesday	Wednesday	Thursday	Friday
Phonics and H/F Words	<ul style="list-style-type: none"> ❖ Phonics Video https://www.youtube.com/c/SaxonWay/videos . ❖ High Frequency words for the week: oh, about, got 				
Literacy	<p>The King and The Moon</p> <p>Complete lessons 1 - 5.</p> <p>https://classroom.thenational.academy/units/the-king-and-the-moon-a75a</p>				
Handwriting	<p>Write your name</p> <p>❖ Handwriting:</p>  <p>Checklist: The caterpillars hairs go up the horses nose and he says "Ch ch choooo!"</p> <p><i>Practise 2 lines of 'ch'</i></p>	<p>Practice 1-20</p> <p>Handwriting:</p>  <p>Checklist: Round her head, up past her earring, down her hair and flick.</p> <p>The queen and her umbrella!</p> <p><i>Practise 2 lines of 'qu'</i></p>	<p>Write your name</p> <p>❖ Handwriting</p>  <p>Checklist: "Shhh" says the horse to the hissing snake.</p> <p><i>Practise 2 lines of 'sh'</i></p>	<p>Practice 1-20</p> <p>❖ Handwriting:</p>  <p>Checklist: The princess in the tower is rescued by the horse and she says "thhhhank you!"</p> <p><i>Practise 2 lines of 'th'</i></p>	<p>Write your name</p> <p>❖ Handwriting:</p>  <p>Checklist: Zig, zag, zig</p> <p><i>Practise 2 lines of 'z'</i></p>
Maths	<p>Money</p> <p>Lessons 1 - 5</p> <p>https://classroom.thenational.academy/units/money-a713</p>				
Religious Education	<p>Read through the powerpoint of Robin and Rosie with your child. Talk about their actions – are Robin and Rosie being kind? Why is it important to say sorry?</p> <p>Discuss with your child how they are kind to their friends and their family and maybe reflect on some times that they have not been so kind to others.</p>				

	<p>Using your homework book or a plain piece of a paper, divide a page into 2 separate columns, one side for 'Being Kind' and one side for 'Being Unkind'. Have your child draw some pictures of being kind/unkind in each of the columns. E.g. helping their friend with work, snatching things off of their friend. When your child completes this activity, have them write some examples of random acts of kindness that they can complete during the week.</p> <p>Don't forget to send pictures to your teachers!</p>	
Understanding of the world	<p>People who help us – doctors and nurses</p> <p>Lesson 3</p> <p>https://classroom.thenational.academy/units/people-who-help-us-doctors-and-nurses-2f36</p>	
PSED	<p>Same and different:</p> <p>Lesson 3: https://classroom.thenational.academy/units/same-and-different-1674</p>	<p>Same and different:</p> <p>Lesson 4: https://classroom.thenational.academy/units/same-and-different-1674</p>
Art and Design	<p>Cardboard box art challenge!</p> <p>You can use a cardboard to make anything you like! Get crafty and creative and make sure you send pictures to your teacher.</p>	<p>Music – Growth:</p> <p>Lesson 3</p> <p>https://classroom.thenational.academy/units/growth-789a</p>
Physical Education	<p><u>Joe Wicks</u> (aka <u>The Body Coach</u>) is live on YouTube every morning at 9am from Monday to Friday. He is offering a daily 30 minute PE lesson until the schools reopen.</p> <p>Select a video from Cosmic Kids: https://www.youtube.com/user/CosmicKidsYoga</p>	