




Cure of Man at Pool

Now we are going to hear the
story about a man who was
unable to walk.
























Copyright and purchase notice






All rights reserved. All text, illustrations and photos are copyright. In particular, no copying, issuing to the public or performance in or communication to the public of the DVD ROM **or any of the text, images or other content included in it** may be made, except as permitted by the Copyright Designs and Patents Act 1988 or as permitted by the copyright owner. The images on this DVD ROM must not therefore be used outside the classroom environment. Teachers may print a hard copy of the Teacher's Book for classroom use only in the school which has purchased the WTL EYFS DVD ROM.

It is a condition of the purchase of this DVD ROM that the school which has purchased it must ensure that users of this WTL EYFS Programme leaving the school must destroy or remove any downloaded material in their possession in electronic or printed format.

Reception Remote Learning

Spring 1 - Week 5



	Monday	Tuesday	Wednesday	Thursday	Friday
Phonics and H/F Words	<ul style="list-style-type: none"> ❖ Your Phonics teacher will email links on youtube for you to watch. ❖ High Frequency words for the week: <i>away, they, cat</i> 				
Literacy	<p>Three Billy Goats Gruff</p> <p>Complete 1-5</p> <p>https://classroom.thenational.academy/units/the-three-billy-goats-gruff-d801</p>				
Handwriting	<p>Write your name</p>  <ul style="list-style-type: none"> ❖ Handwriting: 'e' <p><u>Checklist:</u> Lift off the top Scoop out the egg</p> <p><i>Practise 2 lines of 'e'</i></p>	<p>❖ Write your name</p>  <ul style="list-style-type: none"> ❖ Handwriting: 'h' <p><u>Checklist:</u> Down the heads to the hooves Over the horse's back</p> <p><i>Practise 2 lines of 'h'</i></p>	<p>❖ Write your name</p>  <ul style="list-style-type: none"> ❖ Handwriting: 'c' <p><u>Checklist:</u> Curl around the caterpillar</p> <p><i>Practise 2 lines of 'c'</i></p>	<p>❖ Write your name</p>  <ul style="list-style-type: none"> ❖ Handwriting: 'i' <p><u>Checklist:</u> Down the body Dot for the head</p> <p><i>Practise 2 lines of 'i'</i></p>	<p>❖ Write your name</p>  <ul style="list-style-type: none"> ❖ Handwriting: 'n' <p><u>Checklist:</u> Down Nobby Over his net</p> <p><i>Practise 2 lines of 'n'</i></p>
Maths	<p>Measures: Focusing on length, weight and capacity</p> <p>Lessons 1 – 5</p> <p>https://classroom.thenational.academy/units/measures-1948</p> <p>Explore everyday items around the house with your child. Ask them to explain if it is heavy or light. Ask them to use the words 'heavier' and 'lighter'.</p>				
Religious Education	<p>Jesus works a miracle:</p>				

	Use attached PowerPoint to tell your child the story of Jesus curing the sick man at the pool. (The words for the pictures are in the notes section of the PowerPoint). Speak to your child about how when people are ill, people can pray for them, or we can think about them, or do nice things to help them. This could be a good opportunity to talk to your child about how Coronavirus is impacting some families. You and your child can make a 'Get Well Soon' card for someone who is ill or for the people with Coronavirus.	
Understanding of the world	Bake a sponge cake with your child! Encourage them to work as independently as they can – support them with using scales to weigh out ingredients. Incorporate their maths knowledge on heavy & light throughout baking – for example, 'is the flour heavier than the egg?' etc. Feel free to send your class teacher a picture of the finished product!	
PSED	A new normal: Lesson 3 https://classroom.thenational.academy/units/a-new-normal-bc5f	A new normal: Lesson 4 https://classroom.thenational.academy/units/a-new-normal-bc5f
Art and Design	Making a Get Well Soon Card for RE. Draw a picture of Jesus curing a sick man at the pool.	Music: Lesson 3 https://classroom.thenational.academy/units/journeys-and-adventures-03a3
Physical Education	Lovely London based <u>Joe Wicks</u> (aka <u>The Body Coach</u>) is live on YouTube every morning at 9am from Monday to Friday. He is offering a daily 30 minute PE lesson until the schools reopen.	